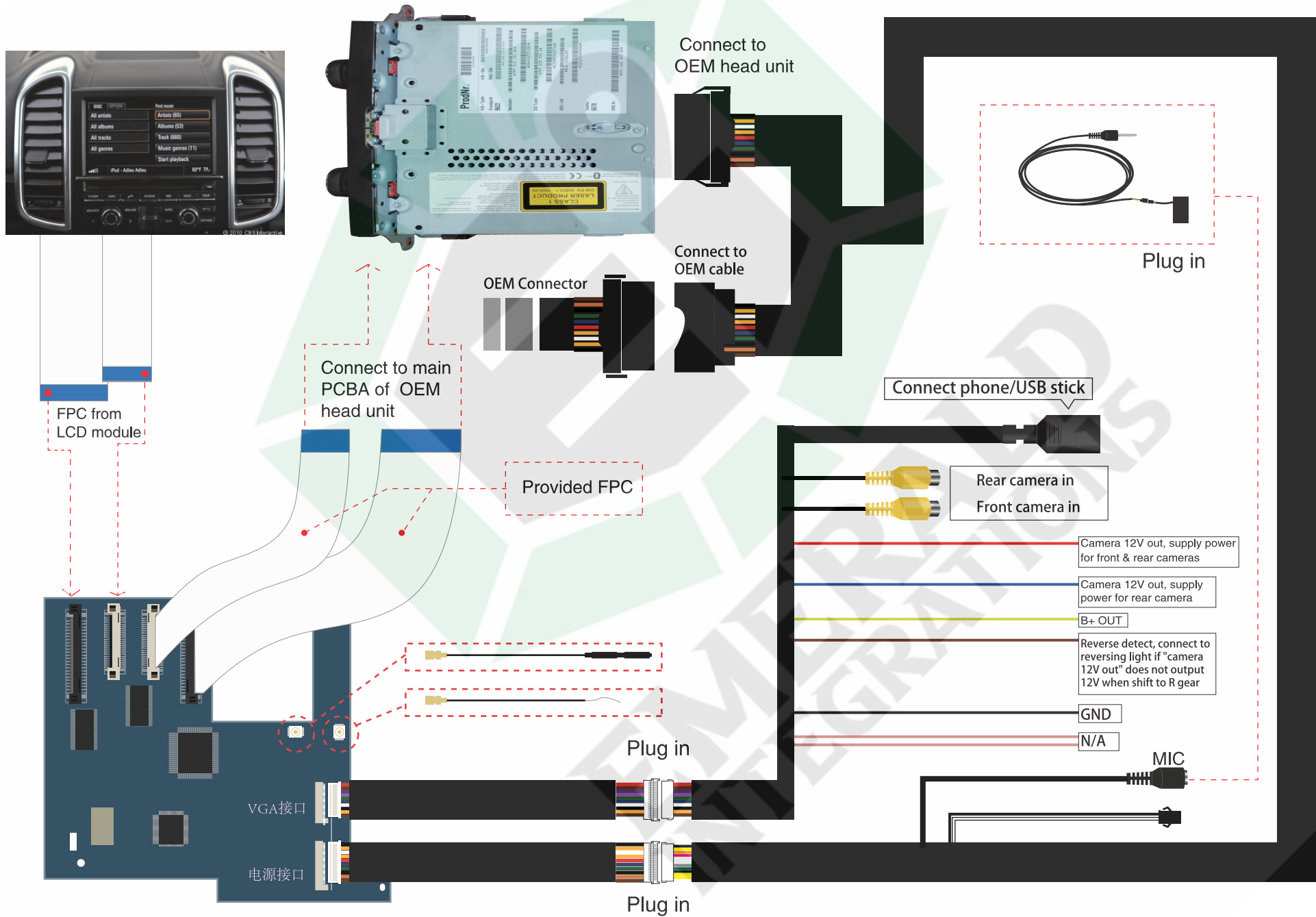
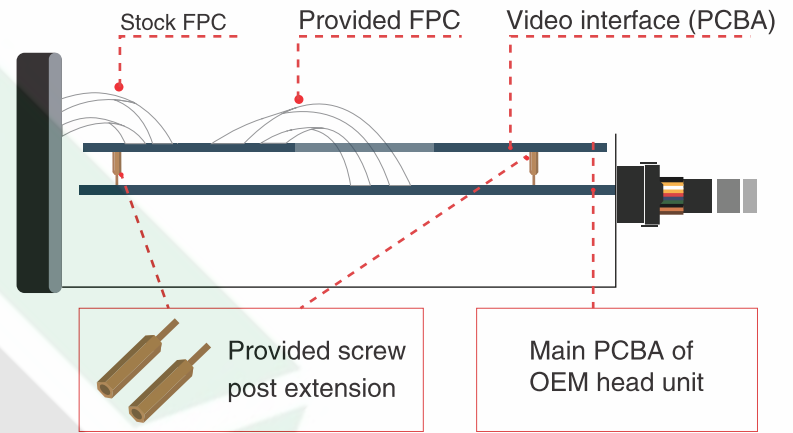
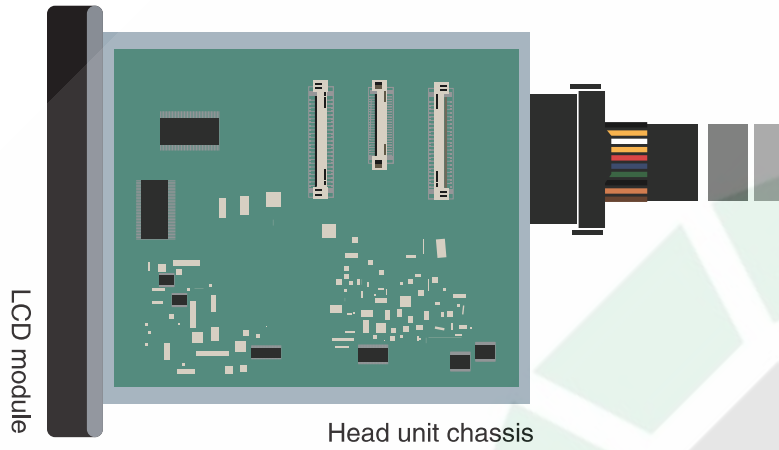


# CONNECTION DIAGRAM V1.0



Model No. : VI-PCM-31C3





## How to switch

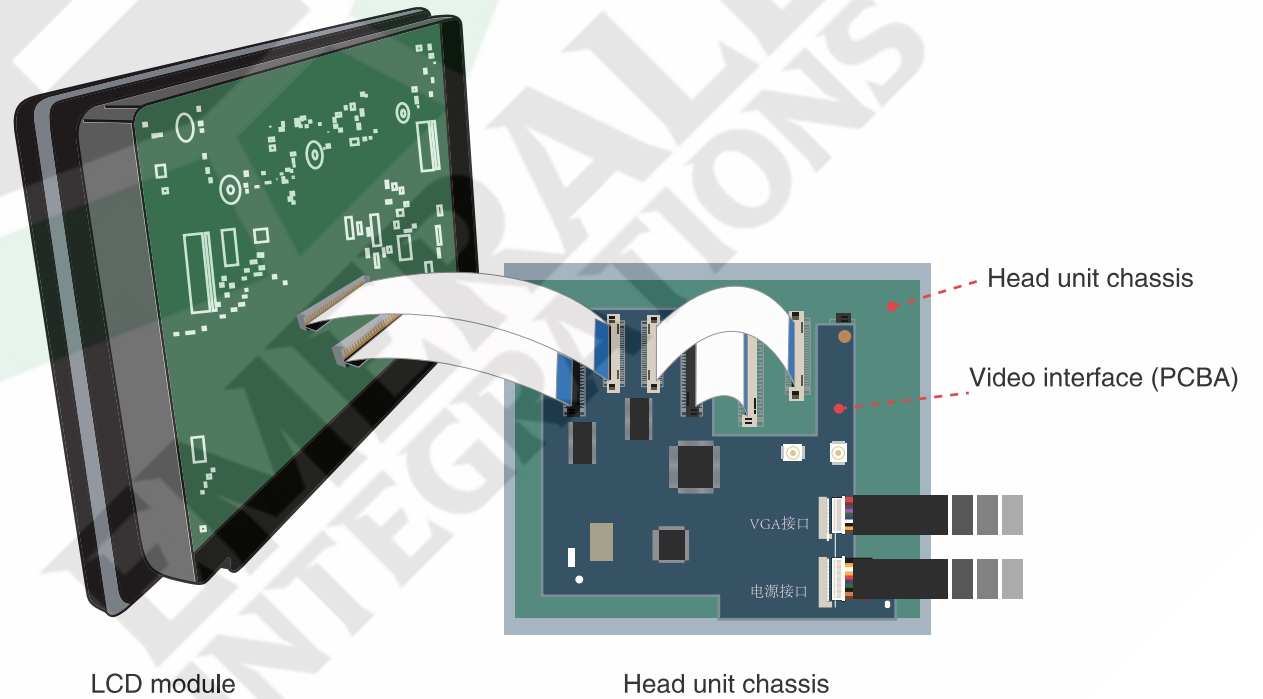
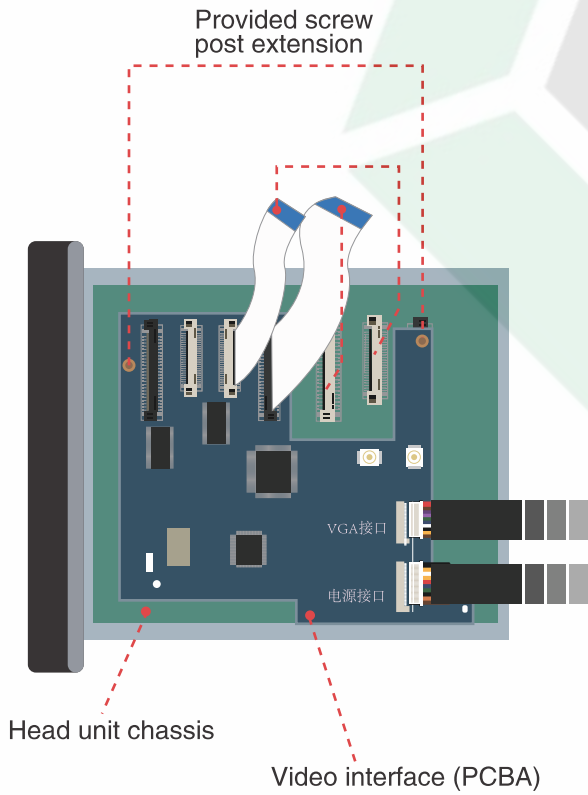
Press and hold "INFO" button



OEM UI



Add on UI



## // WARNING

In order to protect the driving safety and avoid break the traffic law; please DO NOT operate the interface while driving.

The reversing surveillance function just is used in reversing assistance. Please check the entire surroundings while reversing.

All steps of installation should be done by the well-trained specialist.

During installation, the ignition key should be taken off and after all installation finished, connect power cable last.

Please DO NOT plug or pull the connected cables in the state of power-on, in order to avoid damaged monitor or accessory.

Install wiring in a manner in which cables will not come in contact with metal parts. The wiring may be damaged by contact with metal parts, resulting in fire and shocks. Avoid all contact with hot surfaces when wiring the main unit. High temperatures may damage wiring, causing shorts, arcing and fires.

Please DO NOT put the product in the damp environment or water, in order to avoid electric shock, damaged and fire accident caused by a short circuit.

Kindly check all components are in the box when receiving the product. If anything missing, inform to the supplier/manufacturer.

Start the engine before loading, check the interface whether have function displayed, key control whether correct, the vehicle interface whether having a scratch. Please give the feedback to the supplier/manufacturer if there have any questions.

Please note that put the disassembled automotive components in a good way on the installation process, avoid scratching the instrument panel, the leftovers of connecting cables need to handle and DO NOT leave it in the car. The connecting plug must be insulated in order to short circuit.

The cables should be connected in a good way, the vehicle installation space is a little small, so reduce space usage as far as possible. There should be a good plan about connect cables, avoid affecting the active component of connecting, such as control components of turning the steering wheel, throttle and brake pedal. There need to be fastened after connecting cables in case of a drop.

---

## // HIGHLIGHTS

- Integrated all in one module supports Apple CarPlay (wireless & wired), Android Auto (wireless & wired), iOS wireless AirPlay mirroring, Android device wired screen mirror (AutoLink)
- Auto switch CarPlay / Android Auto appearance (light or dark) depending on car headlights
- Integrate high-performance DSP module and support audio equalizer settings
- Adjustable Wi-Fi channel for a better wireless experience
- Adjustable microphone settings including volume, echo canceling, sensitivity, etc
- Multi-adjustable volume including navigation, multimedia, in call, ringer, voice assistant
- 720P HDMI audio & video input
- Support front and rear view camera in
- Auto enable front view after exiting reversing and easy setup its duration on menu settings (15s max.)
- Adjustable position for dynamic parking guideline
- Compatible with factory microphone and speakers
- Mobile phone charging
- Press and hold one button to restart the interface quickly
- Further software update via USB extension
- Supports USB HD video (up to 1080P) and lossless music (APE, WAV, FLAC, MP3, WMA, etc) playback



## Customer Service

At Emerald we want to make sure that you are completely satisfied, therefore we have assembled qualified associates to assist you. Our normal operating hours are Monday - Thursday 9:00 AM - 5:00 PM and Friday 9:00 AM - 4:00 PM (Pacific Standard Time).

Call us Toll Free: 844-333-3903

Email us: [support@emeraldintegrations.com](mailto:support@emeraldintegrations.com)

## Returns

### 30-Day Money-Back Guarantee

At Emerald Integrations, we want to make sure that you are completely satisfied. If for some reason you aren't happy with an item on your order and want to return it, we make returns and refunds extremely simple.

Any complete, like-new item returned within 30-days can be returned for a full refund less the original cost of shipping. All items or packages shipped free of charge will be subject to a \$15.00 shipping fee. If returned items are not in like-new condition, then Emerald Integrations may refuse a return or charge a restocking fee of 10% - 20%. Items not in like-new condition include, but are not limited to: items missing original item packaging, opened software or media items, used items, installed items, abused or physically damaged items, items missing parts, items damaged due to improper return shipping, items with a different serial number or defaced serial number, pre-cut wire, made-to-order items and special order items. All returns must be shipped back in a shipping carton, items cannot be shipped back in product boxes. Should you have any questions about our return procedure, please don't hesitate to contact us.

### Return Disclaimer

Any unauthorized, improperly packaged, or non-insured packages will be returned to sender. Items that show signs of wear or have been, scratched, altered, or damaged in any way cannot be accepted for return

## Warranty

Emerald Integrations understands that there are minor chances that electronics can fail and defects happen, in the event that this occurs, Emerald Integrations is here to help you quickly resolve your defect for a full year of 1-Year Warranty Coverage. Unlike others who push you to a manufacturer service center that can be slow and unresponsive, we're here to help with the repair or replacement you need. To begin the process, follow the instructions on the returns page at [www.emeraldintegrations.com/returns](http://www.emeraldintegrations.com/returns).

The terms of the warranty are subject to the specific manufacturer and all expressed and implied warranties are provided solely by the manufacturer. Every item approved for a warranty claim is inspected by our team of qualified experts and professionally tested.

Emerald Integrations is a retail and wholesale distributor of vehicle electronic components, specializing in car safety. Emerald tests each product individually to ensure optimal performance and is NOT responsible for any negligence or damages caused by the installation process. Should a customer request assistance in finding an installer, Emerald holds no liability for any installers recommended by Emerald, it's employees or affiliates.